

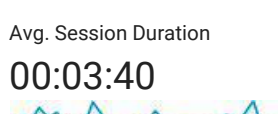
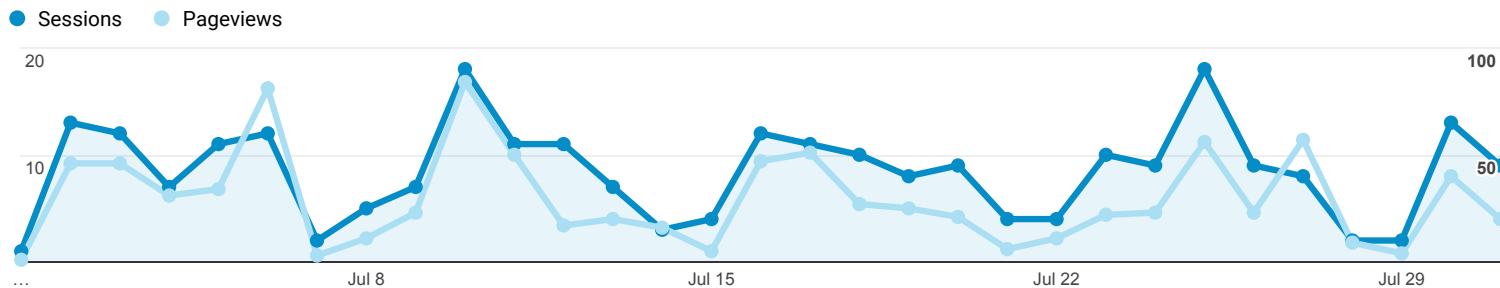


### Audience Overview

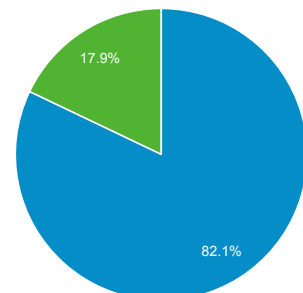
All Users  
100.00% Users

Jul 1, 2018 - Jul 31, 2018

#### Overview



New Visitor Returning Visitor



Country	Users	% Users
1. United States	21	13.12%
2. Congo - Brazzaville	16	10.00%
3. United Kingdom	11	6.88%
4. Kenya	9	5.62%
5. (not set)	8	5.00%
6. Ghana	5	3.12%
7. South Africa	5	3.12%
8. Australia	4	2.50%
9. Switzerland	4	2.50%
10. India	4	2.50%



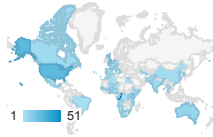
## Location

All Users  
100.00% Sessions

Jul 1, 2018 - Jul 31, 2018

## Map Overlay

## Summary



Country	Sessions	Pageviews	Users	New Users	Avg. Session Duration	Bounce Rate
	<b>262</b> % of Total: 100.00% (262)	<b>910</b> % of Total: 100.00% (910)	<b>155</b> % of Total: 100.00% (155)	<b>142</b> % of Total: 100.00% (142)	<b>00:03:40</b> Avg for View: 00:03:40 (0.00%)	<b>43.51%</b> Avg for View: 43.51% (0.00%)
1. Congo - Brazzaville	<b>51</b> (19.47%)	<b>203</b> (22.31%)	<b>16</b> (10.00%)	<b>9</b> (6.34%)	00:02:48	39.22%
2. (not set)	<b>46</b> (17.56%)	<b>174</b> (19.12%)	<b>8</b> (5.00%)	<b>3</b> (2.11%)	00:05:19	39.13%
3. United States	<b>24</b> (9.16%)	<b>57</b> (6.26%)	<b>21</b> (13.12%)	<b>20</b> (14.08%)	00:02:17	58.33%
4. Kenya	<b>14</b> (5.34%)	<b>76</b> (8.35%)	<b>9</b> (5.62%)	<b>8</b> (5.63%)	00:06:18	28.57%
5. United Kingdom	<b>11</b> (4.20%)	<b>68</b> (7.47%)	<b>11</b> (6.88%)	<b>11</b> (7.75%)	00:06:34	18.18%
6. Australia	<b>7</b> (2.67%)	<b>21</b> (2.31%)	<b>4</b> (2.50%)	<b>3</b> (2.11%)	00:04:29	57.14%
7. Ghana	<b>7</b> (2.67%)	<b>17</b> (1.87%)	<b>5</b> (3.12%)	<b>5</b> (3.52%)	00:08:15	42.86%
8. France	<b>6</b> (2.29%)	<b>18</b> (1.98%)	<b>3</b> (1.88%)	<b>3</b> (2.11%)	00:01:30	16.67%
9. South Africa	<b>6</b> (2.29%)	<b>18</b> (1.98%)	<b>5</b> (3.12%)	<b>5</b> (3.52%)	00:03:20	33.33%
10. Switzerland	<b>5</b> (1.91%)	<b>10</b> (1.10%)	<b>4</b> (2.50%)	<b>4</b> (2.82%)	00:02:32	40.00%
11. India	<b>5</b> (1.91%)	<b>8</b> (0.88%)	<b>4</b> (2.50%)	<b>4</b> (2.82%)	00:00:47	40.00%
12. Angola	<b>4</b> (1.53%)	<b>18</b> (1.98%)	<b>3</b> (1.88%)	<b>3</b> (2.11%)	00:05:55	25.00%
13. Canada	<b>4</b> (1.53%)	<b>8</b> (0.88%)	<b>1</b> (0.62%)	<b>1</b> (0.70%)	00:01:31	75.00%
14. South Korea	<b>4</b> (1.53%)	<b>4</b> (0.44%)	<b>4</b> (2.50%)	<b>4</b> (2.82%)	00:00:00	100.00%
15. Senegal	<b>4</b> (1.53%)	<b>17</b> (1.87%)	<b>2</b> (1.25%)	<b>1</b> (0.70%)	00:05:48	25.00%
16. Tanzania	<b>4</b> (1.53%)	<b>22</b> (2.42%)	<b>4</b> (2.50%)	<b>4</b> (2.82%)	00:04:53	25.00%
17. China	<b>3</b> (1.15%)	<b>6</b> (0.66%)	<b>3</b> (1.88%)	<b>3</b> (2.11%)	00:00:19	66.67%
18. Mali	<b>3</b> (1.15%)	<b>17</b> (1.87%)	<b>2</b> (1.25%)	<b>2</b> (1.41%)	00:06:16	66.67%
19. Mexico	<b>3</b> (1.15%)	<b>22</b> (2.42%)	<b>3</b> (1.88%)	<b>2</b> (1.41%)	00:05:49	0.00%
20. Niger	<b>3</b> (1.15%)	<b>3</b> (0.33%)	<b>1</b> (0.62%)	<b>0</b> (0.00%)	00:00:00	100.00%
21. Nigeria	<b>3</b> (1.15%)	<b>5</b> (0.55%)	<b>3</b> (1.88%)	<b>3</b> (2.11%)	00:04:12	66.67%
22. Netherlands	<b>3</b> (1.15%)	<b>7</b> (0.77%)	<b>3</b> (1.88%)	<b>3</b> (2.11%)	00:00:50	33.33%
23. Cameroon	<b>2</b> (0.76%)	<b>2</b> (0.22%)	<b>2</b> (1.25%)	<b>2</b> (1.41%)	00:00:00	100.00%

24.	Germany	2 (0.76%)	7 (0.77%)	2 (1.25%)	2 (1.41%)	00:01:40	0.00%
25.	Egypt	2 (0.76%)	4 (0.44%)	2 (1.25%)	2 (1.41%)	00:05:59	0.00%
26.	Ethiopia	2 (0.76%)	4 (0.44%)	2 (1.25%)	2 (1.41%)	00:02:44	50.00%
27.	Gabon	2 (0.76%)	2 (0.22%)	2 (1.25%)	2 (1.41%)	00:00:00	100.00%
28.	Italy	2 (0.76%)	3 (0.33%)	2 (1.25%)	2 (1.41%)	00:00:17	50.00%
29.	Malawi	2 (0.76%)	3 (0.33%)	2 (1.25%)	2 (1.41%)	00:00:29	50.00%
30.	Namibia	2 (0.76%)	7 (0.77%)	2 (1.25%)	2 (1.41%)	00:02:32	50.00%
31.	Portugal	2 (0.76%)	4 (0.44%)	2 (1.25%)	2 (1.41%)	00:11:33	50.00%
32.	Somalia	2 (0.76%)	2 (0.22%)	2 (1.25%)	2 (1.41%)	00:00:00	100.00%
33.	Togo	2 (0.76%)	21 (2.31%)	1 (0.62%)	1 (0.70%)	00:06:35	50.00%
34.	Uganda	2 (0.76%)	10 (1.10%)	2 (1.25%)	2 (1.41%)	00:04:05	0.00%
35.	United Arab Emirates	1 (0.38%)	2 (0.22%)	1 (0.62%)	1 (0.70%)	00:00:50	0.00%
36.	Bangladesh	1 (0.38%)	1 (0.11%)	1 (0.62%)	1 (0.70%)	00:00:00	100.00%
37.	Benin	1 (0.38%)	1 (0.11%)	1 (0.62%)	1 (0.70%)	00:00:00	100.00%
38.	Brazil	1 (0.38%)	2 (0.22%)	1 (0.62%)	1 (0.70%)	00:01:10	0.00%
39.	Congo - Kinshasa	1 (0.38%)	3 (0.33%)	1 (0.62%)	1 (0.70%)	00:02:23	0.00%
40.	Central African Republic	1 (0.38%)	1 (0.11%)	1 (0.62%)	1 (0.70%)	00:00:00	100.00%
41.	Djibouti	1 (0.38%)	1 (0.11%)	1 (0.62%)	1 (0.70%)	00:00:00	100.00%
42.	Algeria	1 (0.38%)	1 (0.11%)	1 (0.62%)	1 (0.70%)	00:00:00	100.00%
43.	Spain	1 (0.38%)	1 (0.11%)	1 (0.62%)	1 (0.70%)	00:00:00	100.00%
44.	Israel	1 (0.38%)	5 (0.55%)	1 (0.62%)	1 (0.70%)	00:01:40	0.00%
45.	Sri Lanka	1 (0.38%)	1 (0.11%)	1 (0.62%)	1 (0.70%)	00:00:00	100.00%
46.	Morocco	1 (0.38%)	1 (0.11%)	1 (0.62%)	1 (0.70%)	00:00:00	100.00%
47.	Mauritius	1 (0.38%)	1 (0.11%)	1 (0.62%)	1 (0.70%)	00:00:00	100.00%
48.	Mozambique	1 (0.38%)	4 (0.44%)	1 (0.62%)	1 (0.70%)	00:13:08	0.00%
49.	Pakistan	1 (0.38%)	1 (0.11%)	1 (0.62%)	1 (0.70%)	00:00:00	100.00%
50.	Rwanda	1 (0.38%)	5 (0.55%)	1 (0.62%)	1 (0.70%)	00:03:11	0.00%
51.	Thailand	1 (0.38%)	3 (0.33%)	1 (0.62%)	1 (0.70%)	00:00:44	0.00%
52.	Turkmenistan	1 (0.38%)	8 (0.88%)	1 (0.62%)	1 (0.70%)	00:02:36	0.00%



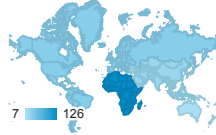
Location

All Users  
100.00% Sessions

Jul 1, 2018 - Jul 31, 2018

Map Overlay

Summary



Continent	Pageviews	Sessions	Contribution to total:
	910 % of Total: 100.00% (910)	262 % of Total: 100.00% (262)	Sessions
1. Africa	469	48.09%	
2. (not set)	174	17.56%	
3. Europe	118	12.21%	
4. Americas	89	12.21%	
5. Asia	39	7.25%	
6. Oceania	21	2.67%	

Rows 1 - 6 of 6