

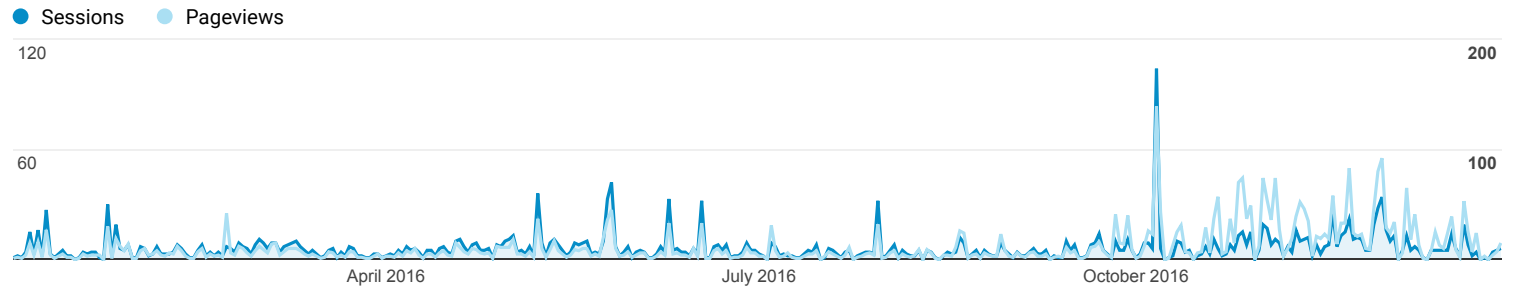


Jan 1, 2016 - Dec 29, 2016

# Audience Overview

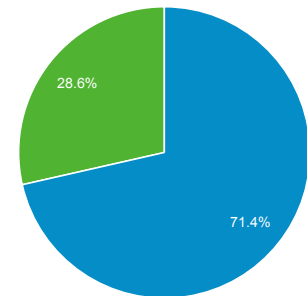
All Users  
100.00% Sessions

## Overview



Sessions <b>2,273</b>	Users <b>1,637</b>	Pageviews <b>4,237</b>
Pages / Session <b>1.86</b>	Avg. Session Duration <b>00:01:40</b>	Bounce Rate <b>69.38%</b>
% New Sessions <b>71.45%</b>		

■ New Visitor ■ Returning Visitor



Country	Sessions	% Sessions
1. Congo (Republic)	501	22.04%
2. United Kingdom	271	11.92%
3. Brazil	217	9.55%
4. United States	199	8.75%
5. Russia	161	7.08%
6. Italy	78	3.43%
7. (not set)	69	3.04%
8. Germany	55	2.42%
9. Switzerland	51	2.24%
10. Slovenia	45	1.98%

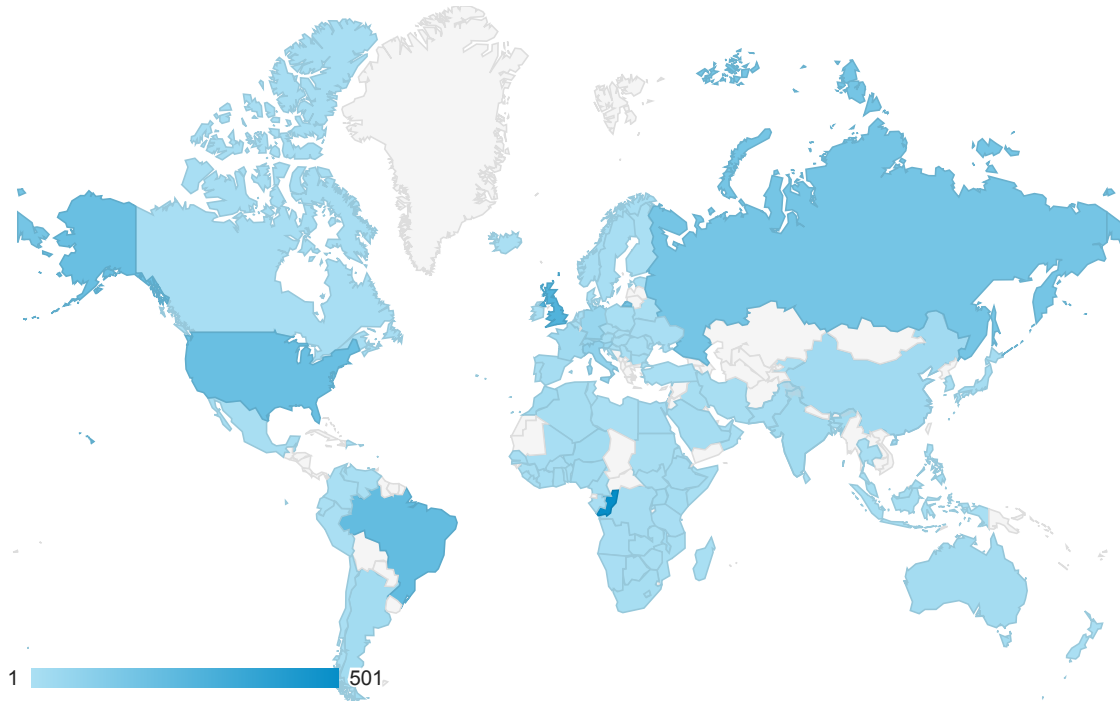


## AFROLIB Trends\_Global Report2016

Jan 1, 2016 - Dec 29, 2016

All Users  
100.00% Sessions

AFROLIB Trends\_Global Report2016



Country	Sessions	Pageviews	Users	New Users	Pages / Session	Bounce Rate	Avg. Session Duration
	2,273 % of Total: 100.00% (2,273)	4,237 % of Total: 100.00% (4,237)	1,637 % of Total: 100.00% (1,637)	1,624 % of Total: 100.00% (1,624)	1.86 Avg for View: 1.86 (0.00%)	69.38% Avg for View: 69.38% (0.00%)	00:01:40 Avg for View: 00:01:40 (0.00%)
1. Congo (Republic)	501 (22.04%)	1,158 (27.33%)	105 (6.37%)	96 (5.91%)	2.31	66.27%	00:02:51
2. United Kingdom	271 (11.92%)	419 (9.89%)	268 (16.26%)	267 (16.44%)	1.55	79.34%	00:00:19
3. Brazil	217 (9.55%)	224 (5.29%)	216 (13.11%)	216 (13.30%)	1.03	97.70%	00:00:01
4. United States	199 (8.75%)	334 (7.88%)	182 (11.04%)	181 (11.15%)	1.68	78.39%	00:01:08
5. Russia	161 (7.08%)	292 (6.89%)	25 (1.52%)	24 (1.48%)	1.81	21.12%	00:04:21
6. Italy	78 (3.43%)	195 (4.60%)	78 (4.73%)	78 (4.80%)	2.50	32.05%	00:00:17
7. (not set)	69 (3.04%)	98 (2.31%)	69 (4.19%)	69 (4.25%)	1.42	84.06%	00:00:20
8. Germany	55 (2.42%)	147 (3.47%)	53 (3.22%)	52 (3.20%)	2.67	47.27%	00:01:24
9. Switzerland	51 (2.24%)	86 (2.03%)	43 (2.61%)	43 (2.65%)	1.69	72.55%	00:01:30
10. Slovenia	45 (1.98%)	45 (1.06%)	45 (2.73%)	45 (2.77%)	1.00	100.00%	00:00:00
11. France	30 (1.32%)	44 (1.04%)	29 (1.76%)	28 (1.72%)	1.47	73.33%	00:00:29
12. China	29 (1.28%)	30 (0.71%)	29 (1.76%)	29 (1.79%)	1.03	96.55%	00:00:01
13. Malawi	23 (1.01%)	36 (0.85%)	22 (1.33%)	22 (1.35%)	1.57	60.87%	00:01:05
14. Argentina	22 (0.97%)	25 (0.59%)	5 (0.30%)	5 (0.31%)	1.14	95.45%	00:00:36
15. India	22	39	21	21	1.77	77.27%	00:00:33

Rank	Country	Count	Percentage	Count	Percentage	Count	Percentage	Count	Percentage	Count	Percentage	
16.	Morocco	22	(0.97%)	42	(0.92%)	16	(0.97%)	16	(0.99%)	1.91	77.27%	00:00:43
17.	Niger	22	(0.97%)	136	(3.21%)	14	(0.85%)	15	(0.92%)	6.18	18.18%	00:14:58
18.	Australia	20	(0.88%)	64	(1.51%)	20	(1.21%)	20	(1.23%)	3.20	40.00%	00:01:08
19.	Uganda	19	(0.84%)	60	(1.42%)	14	(0.85%)	12	(0.74%)	3.16	52.63%	00:06:22
20.	Egypt	17	(0.75%)	30	(0.71%)	16	(0.97%)	15	(0.92%)	1.76	70.59%	00:01:38
21.	Nigeria	16	(0.70%)	30	(0.71%)	15	(0.91%)	15	(0.92%)	1.88	56.25%	00:02:24
22.	Austria	15	(0.66%)	41	(0.97%)	15	(0.91%)	15	(0.92%)	2.73	6.67%	00:00:00
23.	Kenya	15	(0.66%)	24	(0.57%)	14	(0.85%)	14	(0.86%)	1.60	86.67%	00:00:02
24.	Philippines	14	(0.62%)	15	(0.35%)	14	(0.85%)	14	(0.86%)	1.07	92.86%	00:00:16
25.	Saudi Arabia	13	(0.57%)	35	(0.83%)	13	(0.79%)	13	(0.80%)	2.69	23.08%	00:00:22
26.	Spain	12	(0.53%)	20	(0.47%)	12	(0.73%)	12	(0.74%)	1.67	83.33%	00:00:45
27.	Japan	12	(0.53%)	19	(0.45%)	11	(0.67%)	10	(0.62%)	1.58	91.67%	00:02:17
28.	Congo (DRC)	11	(0.48%)	24	(0.57%)	10	(0.61%)	8	(0.49%)	2.18	54.55%	00:06:45
29.	Ethiopia	11	(0.48%)	42	(0.99%)	11	(0.67%)	11	(0.68%)	3.82	54.55%	00:03:31
30.	Algeria	10	(0.44%)	21	(0.50%)	10	(0.61%)	10	(0.62%)	2.10	80.00%	00:00:52
31.	Iraq	10	(0.44%)	10	(0.24%)	10	(0.61%)	10	(0.62%)	1.00	100.00%	00:00:00
32.	South Africa	10	(0.44%)	20	(0.47%)	10	(0.61%)	10	(0.62%)	2.00	80.00%	00:00:38
33.	Cameroon	9	(0.40%)	22	(0.52%)	9	(0.55%)	9	(0.55%)	2.44	55.56%	00:08:08
34.	Malaysia	9	(0.40%)	11	(0.26%)	9	(0.55%)	9	(0.55%)	1.22	77.78%	00:00:15
35.	Belgium	8	(0.35%)	22	(0.52%)	7	(0.42%)	7	(0.43%)	2.75	62.50%	00:00:59
36.	Iran	8	(0.35%)	10	(0.24%)	7	(0.42%)	7	(0.43%)	1.25	75.00%	00:01:35
37.	Portugal	8	(0.35%)	8	(0.19%)	8	(0.49%)	8	(0.49%)	1.00	100.00%	00:00:00
38.	Sudan	8	(0.35%)	9	(0.21%)	7	(0.42%)	7	(0.43%)	1.12	87.50%	00:00:05
39.	Benin	7	(0.31%)	13	(0.31%)	6	(0.36%)	6	(0.37%)	1.86	57.14%	00:00:50
40.	Ghana	7	(0.31%)	7	(0.17%)	6	(0.36%)	6	(0.37%)	1.00	100.00%	00:00:00
41.	South Korea	7	(0.31%)	7	(0.17%)	7	(0.42%)	7	(0.43%)	1.00	100.00%	00:00:00
42.	Mexico	7	(0.31%)	7	(0.17%)	7	(0.42%)	7	(0.43%)	1.00	100.00%	00:00:00
43.	Canada	6	(0.26%)	8	(0.19%)	6	(0.36%)	6	(0.37%)	1.33	83.33%	00:00:19
44.	Côte d'Ivoire	6	(0.26%)	9	(0.21%)	6	(0.36%)	6	(0.37%)	1.50	66.67%	00:00:22
45.	Mali	6	(0.26%)	8	(0.19%)	6	(0.36%)	6	(0.37%)	1.33	83.33%	00:00:22
46.	Norway	6	(0.26%)	13	(0.31%)	5	(0.30%)	5	(0.31%)	2.17	66.67%	00:03:47
47.	Pakistan	6	(0.26%)	6	(0.14%)	5	(0.30%)	5	(0.31%)	1.00	100.00%	00:00:00
48.	Sweden	6	(0.26%)	12	(0.28%)	5	(0.30%)	5	(0.31%)	2.00	66.67%	00:00:40

Rank	Country	Count	Percentage	Count	Percentage	Score	Percentage	Time
49.	Senegal	6 (0.26%)	24 (0.57%)	6 (0.36%)	6 (0.37%)	4.00	33.33%	00:04:48
50.	United Arab Emirates	5 (0.22%)	11 (0.26%)	5 (0.30%)	5 (0.31%)	2.20	60.00%	00:01:22
51.	Angola	5 (0.22%)	6 (0.14%)	3 (0.18%)	3 (0.18%)	1.20	80.00%	00:00:02
52.	Burkina Faso	5 (0.22%)	9 (0.21%)	4 (0.24%)	4 (0.25%)	1.80	60.00%	00:00:14
53.	Gabon	5 (0.22%)	16 (0.38%)	4 (0.24%)	4 (0.25%)	3.20	0.00%	00:05:20
54.	Namibia	5 (0.22%)	5 (0.12%)	3 (0.18%)	3 (0.18%)	1.00	100.00%	00:00:00
55.	Netherlands	5 (0.22%)	5 (0.12%)	5 (0.30%)	5 (0.31%)	1.00	100.00%	00:00:00
56.	Tanzania	5 (0.22%)	10 (0.24%)	5 (0.30%)	5 (0.31%)	2.00	40.00%	00:05:57
57.	Ukraine	5 (0.22%)	7 (0.17%)	4 (0.24%)	3 (0.18%)	1.40	60.00%	00:00:02
58.	Poland	4 (0.18%)	4 (0.09%)	4 (0.24%)	4 (0.25%)	1.00	100.00%	00:00:00
59.	Venezuela	4 (0.18%)	4 (0.09%)	4 (0.24%)	4 (0.25%)	1.00	100.00%	00:00:00
60.	Zambia	4 (0.18%)	9 (0.21%)	4 (0.24%)	4 (0.25%)	2.25	50.00%	00:03:31
61.	Bulgaria	3 (0.13%)	3 (0.07%)	2 (0.12%)	2 (0.12%)	1.00	100.00%	00:00:00
62.	Colombia	3 (0.13%)	9 (0.21%)	3 (0.18%)	3 (0.18%)	3.00	33.33%	00:01:55
63.	Indonesia	3 (0.13%)	5 (0.12%)	3 (0.18%)	1 (0.06%)	1.67	33.33%	00:01:02
64.	Israel	3 (0.13%)	6 (0.14%)	3 (0.18%)	3 (0.18%)	2.00	33.33%	00:01:58
65.	Lesotho	3 (0.13%)	42 (0.99%)	3 (0.18%)	3 (0.18%)	14.00	0.00%	00:21:42
66.	Madagascar	3 (0.13%)	10 (0.24%)	2 (0.12%)	2 (0.12%)	3.33	0.00%	00:01:33
67.	Mozambique	3 (0.13%)	3 (0.07%)	3 (0.18%)	3 (0.18%)	1.00	100.00%	00:00:00
68.	Somalia	3 (0.13%)	4 (0.09%)	3 (0.18%)	3 (0.18%)	1.33	66.67%	00:00:13
69.	Togo	3 (0.13%)	4 (0.09%)	3 (0.18%)	3 (0.18%)	1.33	66.67%	00:00:38
70.	Chile	2 (0.09%)	2 (0.05%)	2 (0.12%)	2 (0.12%)	1.00	100.00%	00:00:00
71.	Czech Republic	2 (0.09%)	2 (0.05%)	2 (0.12%)	2 (0.12%)	1.00	100.00%	00:00:00
72.	Denmark	2 (0.09%)	2 (0.05%)	2 (0.12%)	2 (0.12%)	1.00	100.00%	00:00:00
73.	Ecuador	2 (0.09%)	2 (0.05%)	2 (0.12%)	2 (0.12%)	1.00	100.00%	00:00:00
74.	Eritrea	2 (0.09%)	2 (0.05%)	1 (0.06%)	1 (0.06%)	1.00	100.00%	00:00:00
75.	Finland	2 (0.09%)	3 (0.07%)	2 (0.12%)	2 (0.12%)	1.50	50.00%	00:00:39
76.	Guinea	2 (0.09%)	4 (0.09%)	2 (0.12%)	2 (0.12%)	2.00	50.00%	00:00:39
77.	Hungary	2 (0.09%)	2 (0.05%)	2 (0.12%)	2 (0.12%)	1.00	100.00%	00:00:00
78.	Martinique	2 (0.09%)	2 (0.05%)	2 (0.12%)	2 (0.12%)	1.00	100.00%	00:00:00
79.	Rwanda	2 (0.09%)	4 (0.09%)	2 (0.12%)	2 (0.12%)	2.00	0.00%	00:03:08
80.	Tunisia	2 (0.09%)	2 (0.05%)	2 (0.12%)	2 (0.12%)	1.00	100.00%	00:00:00
81.	Turkey	2 (0.09%)	2 (0.05%)	2 (0.12%)	2 (0.12%)	1.00	100.00%	00:00:00
82.	Bangladesh	1 (0.04%)	1 (0.02%)	1 (0.06%)	1 (0.06%)	1.00	100.00%	00:00:00

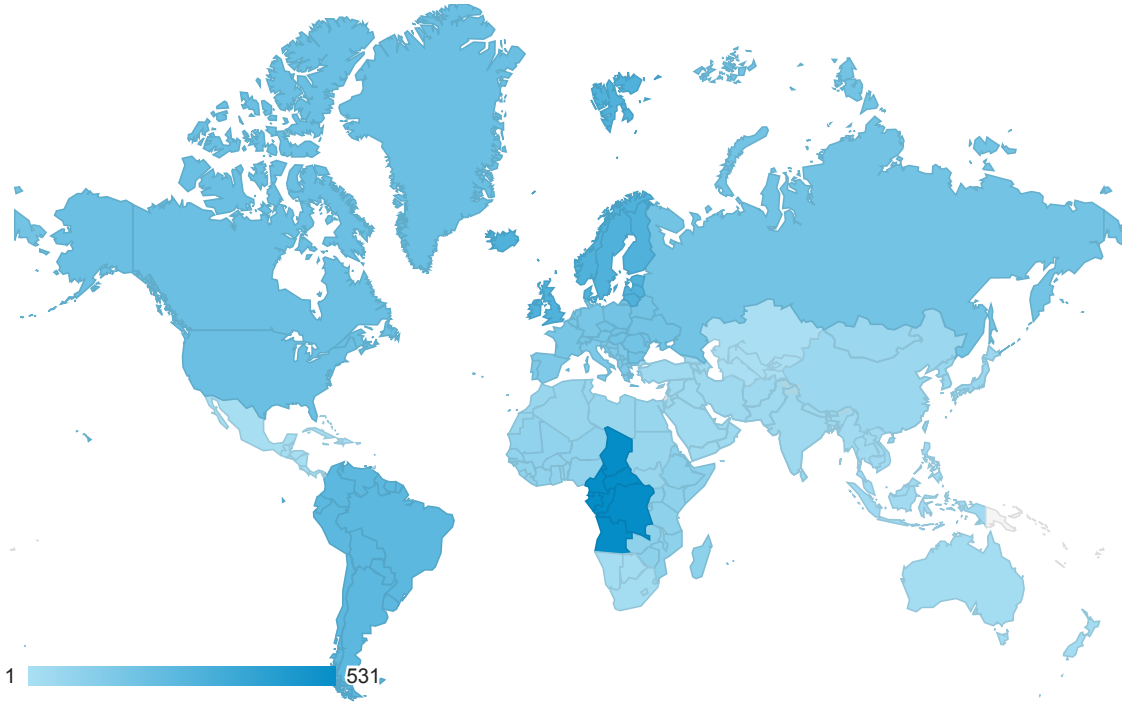
83.	<a href="#">Botswana</a>	1 (0.04%)	1 (0.02%)	1 (0.06%)	1 (0.06%)	1.00	100.00%	00:00:00
84.	<a href="#">Belarus</a>	1 (0.04%)	1 (0.02%)	1 (0.06%)	1 (0.06%)	1.00	100.00%	00:00:00
85.	<a href="#">Belize</a>	1 (0.04%)	1 (0.02%)	1 (0.06%)	1 (0.06%)	1.00	100.00%	00:00:00
86.	<a href="#">Dominican Republic</a>	1 (0.04%)	1 (0.02%)	1 (0.06%)	1 (0.06%)	1.00	100.00%	00:00:00
87.	<a href="#">Estonia</a>	1 (0.04%)	1 (0.02%)	1 (0.06%)	0 (0.00%)	1.00	100.00%	00:00:00
88.	<a href="#">Hong Kong</a>	1 (0.04%)	1 (0.02%)	1 (0.06%)	1 (0.06%)	1.00	100.00%	00:00:00
89.	<a href="#">Croatia</a>	1 (0.04%)	1 (0.02%)	1 (0.06%)	1 (0.06%)	1.00	100.00%	00:00:00
90.	<a href="#">Ireland</a>	1 (0.04%)	1 (0.02%)	1 (0.06%)	1 (0.06%)	1.00	100.00%	00:00:00
91.	<a href="#">Iceland</a>	1 (0.04%)	1 (0.02%)	1 (0.06%)	1 (0.06%)	1.00	100.00%	00:00:00
92.	<a href="#">Kyrgyzstan</a>	1 (0.04%)	1 (0.02%)	1 (0.06%)	0 (0.00%)	1.00	100.00%	00:00:00
93.	<a href="#">Lebanon</a>	1 (0.04%)	1 (0.02%)	1 (0.06%)	1 (0.06%)	1.00	100.00%	00:00:00
94.	<a href="#">Sri Lanka</a>	1 (0.04%)	1 (0.02%)	1 (0.06%)	1 (0.06%)	1.00	100.00%	00:00:00
95.	<a href="#">Liberia</a>	1 (0.04%)	1 (0.02%)	1 (0.06%)	1 (0.06%)	1.00	100.00%	00:00:00
96.	<a href="#">Libya</a>	1 (0.04%)	2 (0.05%)	1 (0.06%)	1 (0.06%)	2.00	0.00%	00:22:20
97.	<a href="#">Moldova</a>	1 (0.04%)	1 (0.02%)	1 (0.06%)	1 (0.06%)	1.00	100.00%	00:00:00
98.	<a href="#">New Zealand</a>	1 (0.04%)	1 (0.02%)	1 (0.06%)	1 (0.06%)	1.00	100.00%	00:00:00
99.	<a href="#">Oman</a>	1 (0.04%)	2 (0.05%)	1 (0.06%)	1 (0.06%)	2.00	0.00%	00:00:11
100.	<a href="#">Peru</a>	1 (0.04%)	1 (0.02%)	1 (0.06%)	1 (0.06%)	1.00	100.00%	00:00:00
101.	<a href="#">Puerto Rico</a>	1 (0.04%)	1 (0.02%)	1 (0.06%)	1 (0.06%)	1.00	100.00%	00:00:00
102.	<a href="#">Romania</a>	1 (0.04%)	1 (0.02%)	1 (0.06%)	1 (0.06%)	1.00	100.00%	00:00:00
103.	<a href="#">Serbia</a>	1 (0.04%)	1 (0.02%)	1 (0.06%)	1 (0.06%)	1.00	100.00%	00:00:00
104.	<a href="#">Slovakia</a>	1 (0.04%)	1 (0.02%)	1 (0.06%)	1 (0.06%)	1.00	100.00%	00:00:00
105.	<a href="#">Sierra Leone</a>	1 (0.04%)	1 (0.02%)	1 (0.06%)	1 (0.06%)	1.00	100.00%	00:00:00
106.	<a href="#">South Sudan</a>	1 (0.04%)	6 (0.14%)	1 (0.06%)	1 (0.06%)	6.00	0.00%	00:05:36
107.	<a href="#">Thailand</a>	1 (0.04%)	1 (0.02%)	1 (0.06%)	1 (0.06%)	1.00	100.00%	00:00:00
108.	<a href="#">Mayotte</a>	1 (0.04%)	1 (0.02%)	1 (0.06%)	1 (0.06%)	1.00	100.00%	00:00:00
109.	<a href="#">Zimbabwe</a>	1 (0.04%)	1 (0.02%)	1 (0.06%)	1 (0.06%)	1.00	100.00%	00:00:00

# AFROLIB Trends\_Global Report2016

Jan 1, 2016 - Dec 29, 2016

All Users  
 100.00% Sessions

AFROLIB Trends\_Global Report2016



Sub Continent	Sessions	Sessions
	2,273 % of Total: 100.00% (2,273)	2,273 % of Total: 100.00% (2,273)
1. Middle Africa	531	23.36%
2. Northern Europe	290	12.76%
3. South America	251	11.04%
4. Northern America	205	9.02%
5. Eastern Europe	181	7.96%
6. Western Europe	164	7.22%
7. Southern Europe	145	6.38%
8. Eastern Africa	93	4.09%
9. Western Africa	82	3.61%
10. (not set)	69	3.04%

Rows 1 - 10 of 20